

Enable the Vote

Easy Read Voting Guide

UK General Election



Contents:

1 - What is a General Election?

2 - How to vote in a General Election

3 - Step by step how to vote

4 - What do words mean?



Enable is a charity.

We believe in an equal society where everyone has the right to live, work and participate as active and respected citizens in the communities of their choice.

The
Electoral
Commission

The Electoral Commission is the independent body which oversees elections and regulates political finance in the UK.

We work to promote public confidence in the democratic process and ensure its integrity.

1 – What is a General Election?

The General Election is when people all over the UK Vote.

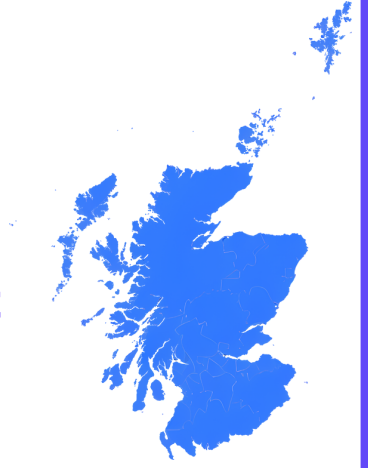
In each area people vote for who they want to be their MP.

MP stands for Member of the UK Parliament. This is sometimes called Westminster.

Your MP speaks up for everyone in the area where you live.

You can vote for who you want to be the MP in the area where you live.

The person who gets the most votes in the area where you live will become your MP.



MPs are usually members of different parties.



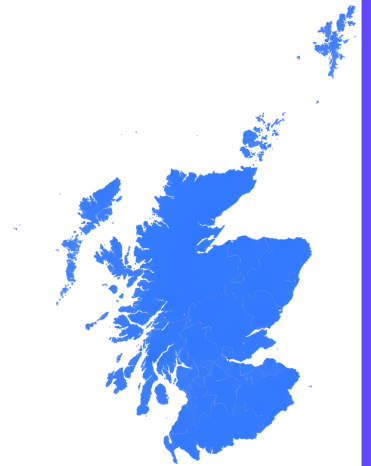
A party is a group of people who think the same thing about lots of issues.

After the General Election they count up how many MPs belong to each party.



The party with most MPs gets to run the UK Government.

The Government makes decisions about things that affect people all over the UK.



The General Election is your chance to have a say about how the UK should be run.



2 – How to vote in the General Election

1

Check if your name is on the list of people who can vote.

2

Decide how you want to vote.

There are 3 ways you can vote:


- Go to a voting place to vote
 - Send your vote in a letter
 - Ask someone else to vote for you
-

3

Decide who you want to vote for.

4

Vote!



1

Check if your name is on the list of people who can vote


There is a list of people who can vote.

You have to ask to put your name on the list before you vote.

This is called registering to vote.

You might already be on the list if you have voted before.

If you are not sure you can check if your name is on the list before you vote.



If you are not sure if you are on the list you can phone up your local electoral registration office and find out.

Go to this website to find the phone number for your area:

www.electoralcommission.org.uk/voter



How to register to vote

You can use the internet to add your name to the list:

The website is www.gov.uk/register-to-vote



You can ask someone to help you with this.

You can also fill in a paper form to register to vote.



You can get the form from the website www.gov.uk/register-to-vote

If you don't have the internet then you can contact Enable.

They will send you the form to fill in.



0300 0200 101



communities@enable.org.uk

Important!

You do not have to wait until the election to register.

Do it now and you will be ready to vote when the election is announced.



2

Decide how you want to vote

Go to a voting place to vote.

You will get a poll card through the post.

It will look like this:

Poll card		Postage mark
Voting on [name of day] [date] [name of month] [year]		*Your details: <i>[Elector name and address]</i> <small>*Local returning officer to omit where poll card sent to an anonymous elector. Poll card to anonymous elector must be delivered in a sealed envelope.</small>
Election of the Police and Crime Commissioner for <i>(insert name of police area)</i> police area		Number on register: You cannot be issued with a ballot paper after 10pm, even if you are at the polling station before then.
Voting Information		#[You do not need to take this card with you to vote.][You must have this card with you when you vote. You cannot vote without it.] <small># If anonymous elector omit the words in the first set of brackets, if not omit the words in the second set of brackets</small>
Polling day		
Polling hours	7am to 10pm	
Your polling station will be		
For information on candidates standing in your area: Go to <i>(insert national candidates' web address)</i> Or call <i>(insert national candidates' helpline number)</i>		Please turn over >

You will get a poll card through the post before the election.

It will tell you where to go to vote.

Go to the place it says on your poll card.

It is open from 7 in the morning to 10 at night.

You will need to take photo ID with you to vote.








Tell the person at the desk your name and address.

Or you can give them your poll card.




They will give you a ballot paper.

It will look something like this:

Election of the Member of Parliament for the <i>[insert name of constituency]</i> constituency		
Vote for only one candidate by putting a cross X in the box next to your choice		
BASWRA, Paresh 2 The Cottages, Anytown XY8 9JG		<input type="checkbox"/>
CRANLEY, Alana 4 The Walk, Anytown XY9 5JJ		<input type="checkbox"/>
EDGBASTON, Richard (address in the Birmingham Northfield Constituency)		<input type="checkbox"/>
GUNNIL-WALKER, Roger 33 The Lane, Anytown XY6 3GD		<input type="checkbox"/>
SMITH, Catherine Angelina 21 The Grove, Anytown XY2 5JP		<input type="checkbox"/>
SMITH, Keith James 3 The Road, Anytown XY3 4JN		<input type="checkbox"/>
ZANUCK, George Henry 17 The Parade Anytown XY9 5KP		<input type="checkbox"/>

Take your ballot paper to the voting booth.



Write an X in the box to vote for the person you want to vote for.

Fold up your ballot paper.




Put it in the ballot box.

What support can I get at the voting place?

You can take someone with you to the voting place.

They can support you to vote.




The staff at the voting place will ask the person supporting you to fill in a form.

They will have to do this before they help you.



You can ask the staff at the voting place for help too.



Important!

The voting place will be open on election day from 7 am to 10 pm.

You must go between those times to vote.



Voter ID

Voting in person is different at this election than it has been before.

You now need to take some photo ID with you when you go to vote in person:

You can take your passport, drivers licence, older persons bus pass or disabled persons bus pass.

You can find the full list by visiting:



<http://www.electoralcommission.org.uk/voterID>

If you have not got a photo ID you can get something called a Voter Authority Certificate.

To get a Voter Authority Certificate you need to apply for one.

You can do that on this website:

<https://www.gov.uk/apply-for-photo-id-voter-authority-certificate>




If you need help ...

If you need help applying for a Voter Authority Certificate you can phone up your local electoral registration office.

Go to this website to find the phone number for your area:

www.electoralcommission.org.uk/voter



2

Decide how you want to vote Send your vote by post.

You can choose to send your vote by post.



This means you can post your vote before election day.

This is called a postal vote.

If you want to get a postal vote you have to ask to do this.



You have to fill in a form if you want to send your vote by post

You can contact Enable and we will send you the form you have to fill in.

You can ask someone to help you fill in the form and post it back.



0300 0200 101



communities@enable.org.uk


How to send your vote by post

You will get a ballot paper in the post.



It will arrive about a week before voting day.

It will look very similar to the in person ballot paper.



Write an X in the box to vote for the person you want to vote for.

There will be a form to fill in with your postal vote.



This is called the postal voting statement.

It will ask you to fill in your date of birth.

it will ask you to sign it.



Put the small envelope with the ballot paper and the postal voting statement back into the big envelope and post.



2


Decide how you want to vote

Asking someone you trust to vote for you.

If you have a disability you can get someone you trust to vote for you if you want.

This is called a proxy vote.

If you want someone else to vote for you, you have to ask to do this



You have to fill in a form if you want to have someone else vote for you.

You can contact Enable and we will send you the form you have to fill in.

You can ask someone to help you fill in the form and post it back.




0300 0200 101



communities@enable.org.uk

How someone else votes for you.

Tell the person who is voting for you who you want to vote for.



The person who is voting for you will go to the voting place.



You do not need to go with them.

They will need to take their own photo ID with them.



They will be able to fill in your ballot paper for you.



They will vote for the person you want to vote for.

You have to apply for your proxy vote by 5pm at least 6 days before the election.



If you have questions, you can contact Enable and we will help you.



0300 0200 101



communities@enable.org.uk

3

Decide who you want to vote for

It can be hard to know who you want to vote for.

Here are some things you can do to help you decide.



Manifestos

You can read what different parties say.

Parties write down what they think about issues.



They write down what they will do about things if they win the election.

This is called a manifesto.

Manifestos are usually published in the lead up to the election.

Some parties write an Easy Read version of their manifesto too.

You can look for these on the internet.



Ask Questions


You can ask friends, family and support workers about the election.



People who are campaigning for your vote might come to your door or call you on the phone.



They will do this to talk to you about the election.



They might ask you who you are planning to vote for.




You do not have to tell them if you do not want to.


You can ask these people questions too.

Go to a meeting

Organisations in your area might organise an event where you can speak to the local candidates and ask them questions too!



4 – What some words mean



There are lots of hard words to do with elections.

Here are some of them and what they mean.

Ballot box	The box where you put your voting paper after you have voted.
Ballot paper	Another word for voting paper.
Constituency	The area where you live.
Election	Where people vote on something.
Government	The politicians in charge of the country.
Manifesto	A booklet that says what a party will do if they get in government.

Party

A group of people who work together on the the same issues.

Poll card

The card that says where you should go to vote.

Polling booth

The desk where you write on your voting paper.

Polling Place

The building where you go to vote. it is usually somewhere like a school or community centre.

Postal vote

Sending your vote by post.

Proxy vote

Asking someone you trust vote for you.

Register

When you register to vote, you put your name on the list of people who can vote.

If you have any questions about the election
you can contact Enable and we will do our
best to help you.

You can contact us by phone or email.



0300 0200 101



communities@enable.org.uk



The
Electoral
Commission

